



Cut each of the following out to allow students to be able to move them around and indicate direction that each object moved.














Moving Objects


Sketch how you moved the box to the finish line. Draw arrows to help show your movement. Then say if it was a push or a pull.



This was an example of a

PUSH

PULL



This was an example of a

PUSH

PULL

Stopping Objects

Sketch what happened when you observed the ball in each situation.



Different Strengths

Sketch what happened when you observed the ball in each situation.

My partner



What happened to other people's balls.....